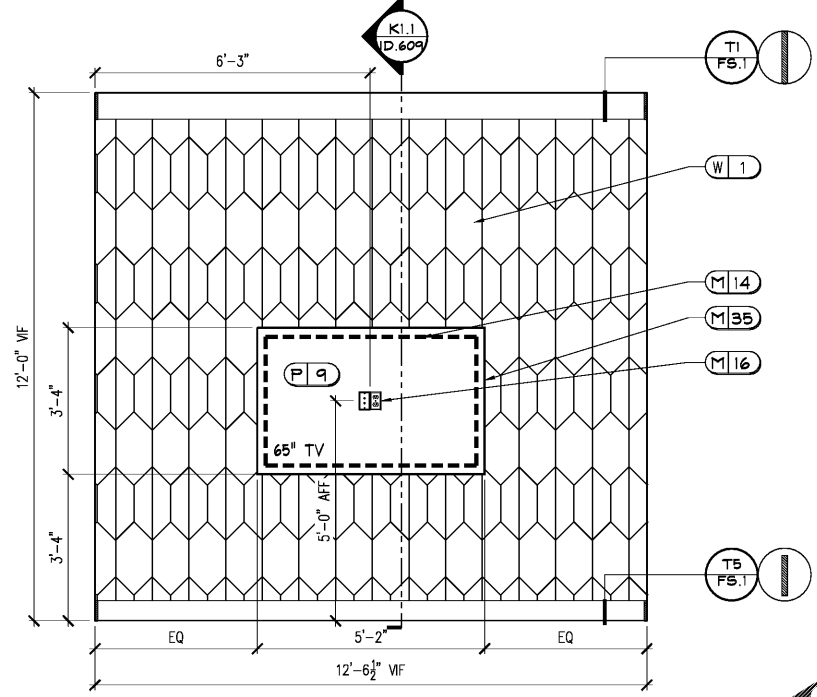
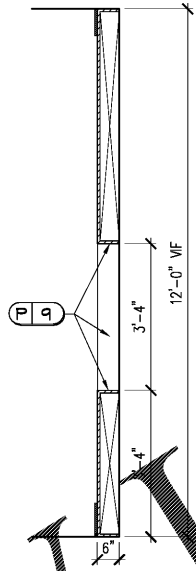



J2 WORK ROOM TYP
 ID.609 SCALE: 1/2" = 1'-0"
 NOTE: ALL TRIM TO BE PAINTED P2.



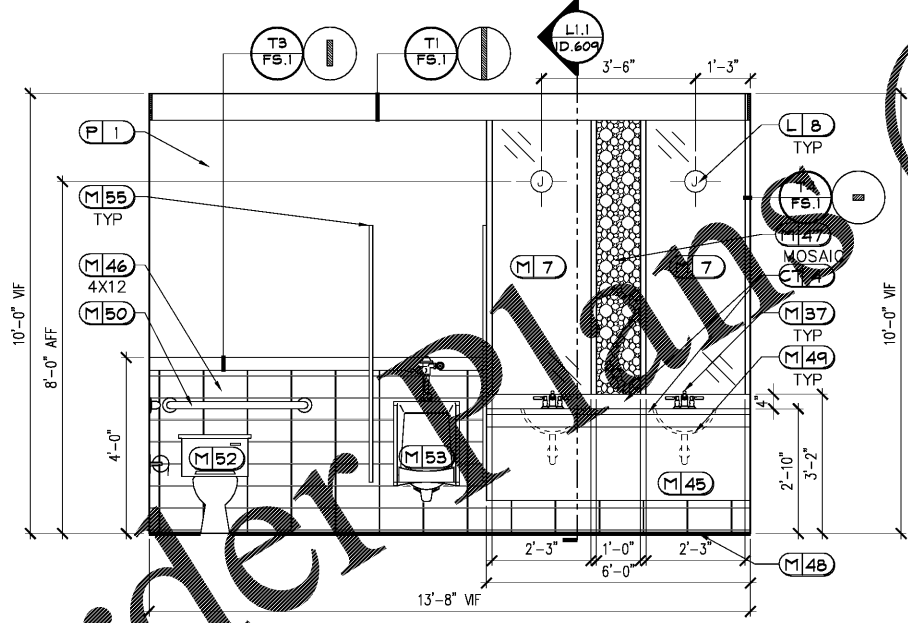
K1 CLOSING
 ID.609 SCALE: 1/2" = 1'-0"
 NOTE: 1. ALL TRIM TO BE PAINTED P5.
 2. WALL TO BE SMOOTH FINISH.



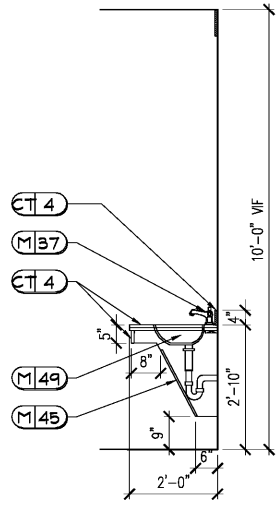
K1.1 SECTION
 ID.609 SCALE: 1/2" = 1'-0"



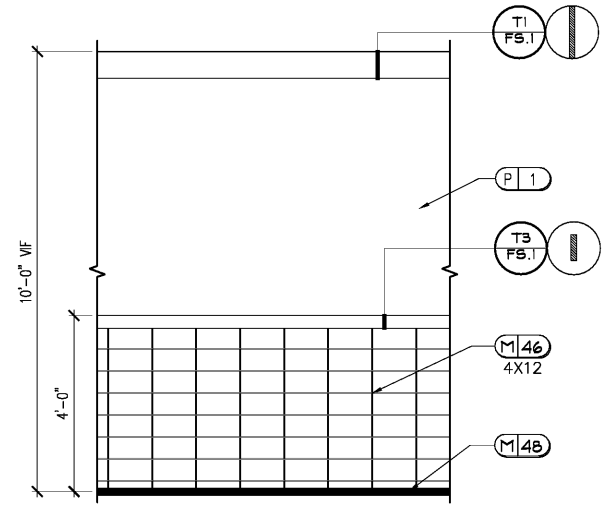
K2 CLOSING TYP
 ID.609 SCALE: 1/2" = 1'-0"
 NOTE: ALL TRIM TO BE PAINTED P2.



L1 MEN
 ID.609 SCALE: 1/2" = 1'-0"
 NOTE: ALL TRIM TO BE PAINTED P2.



L1.1 SECTION
 ID.609 SCALE: 1/2" = 1'-0"



L2 MEN TYP
 ID.609 SCALE: 1/2" = 1'-0"
 NOTE: ALL TRIM TO BE PAINTED P2.

Order Plans @ WWW.LDILine.com

DEI
 DESIGN ENVIRONMENTS INC.
 1000 GASTON AVENUE SUITE 200
 FARMERSVILLE, TX 77430
 Phone: 770-429-2001
 Fax: 770-429-2002
 E-MAIL: info@deienvironments.com

This Drawing is the property of Design Environments Inc. and shall not be used or reproduced without their written permission.

**LEASING/AMENITY @
 ALEXANDRIA
 HUNTSVILLE, AL
 BOBO FAMILY GROUP**

REV.	DATE	REVISIONS

RELEASED FOR CONSTRUCTION
 BEGIN DATE: 10.30.18
 RELEASE DATE: 12.28.18
 DESIGNER: NSQ
 CAD DESIGNER: WP
 REVIEWED BY: NSQ, WP, MS

JOB # : 18270
 TITLE: INTERIOR ELEVATIONS & DETAILS
 SHEET: **ID.609**