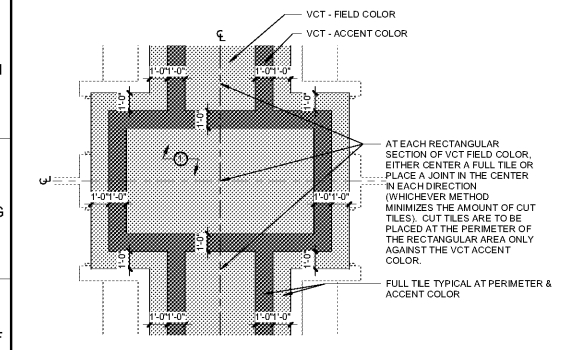
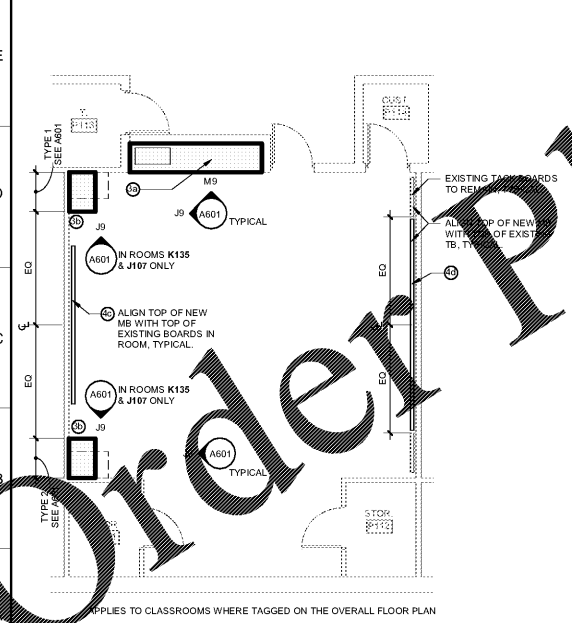


- REFERENCE NOTES**
- INSTALL NEW VCT FLOORING AND RUBBER BASE IN AREAS WHERE REMOVED AND WHERE SHOWN ON THE PLAN. IN ADDITION TO THE VCT SHOWN BY HATCH PATTERN, REFER TO DETAIL N15/A101 FOR VCT REPLACEMENT AT NEW CASEWORK. ALL NEW VCT SHALL BE ADHESED TO THE SUBSTRATE USING THE MANUFACTURER'S ADHESIVE RATED FOR USE ON HIGH MOISTURE SUBSTRATES. SEE SPEC SECTIONS 09 6513 & 09 6519. AS A PART OF THE SUBSTRATE PREP, FILL ALL EXISTING CONTROL JOINTS WITH A URETHANE, S.P. 25, T.NT SEALANT SPECIFIED IN SECTION 09 6520.
 - INSTALL NEW ACOUSTICAL CEILING SUSPENSION SYSTEMS INDICATED ON SHEET A601.
 - ALTERNATE #5 PATCH EXISTING WALLS BEHIND CASEWORK AND INSTALL NEW CABINETS INCLUDING AS SHOWN WHERE INDICATED ON THE PLAN IN THE CONFIGURATION SHOWN ON SHEET A601.
 - ALTERNATE #5 PATCH EXISTING WALLS BEHIND CASEWORK AND INSTALL NEW CABINETS WHERE INDICATED ON THE PLAN IN THE CONFIGURATION SHOWN ON SHEET A601.
 - ALTERNATE #5 PATCH EXISTING WALLS BEHIND CASEWORK AND INSTALL NEW CABINETS WHERE INDICATED ON THE PLAN IN THE CONFIGURATION SHOWN ON SHEET A601.
 - ALTERNATE #5 PATCH EXISTING WALLS BEHIND CASEWORK AND INSTALL NEW CABINETS WHERE INDICATED ON THE PLAN IN THE CONFIGURATION SHOWN ON SHEET A601.
 - INSTALL NEW 8'-0" x 4'-0" MARKER BOARD. PAINT AT PERIMETER OF BOARD WITH 1/2" MIN OVERLAP TO MATCH EXISTING COLOR AND FINISH. SEE SPEC SECTION 10 1100.
 - INSTALL NEW 8'-0" x 4'-0" MARKER BOARD WITH STAFF LINES. PAINT AT PERIMETER OF BOARD WITH 1/2" MIN OVERLAP TO MATCH EXISTING COLOR AND FINISH. SEE SPEC SECTION 10 1100.
 - INSTALL NEW 12'-0" x 4'-0" MARKER BOARD. PAINT AT PERIMETER OF BOARD WITH 1/2" MIN OVERLAP TO MATCH EXISTING COLOR AND FINISH. SEE SPEC SECTION 10 1100.
 - INSTALL NEW 16'-0" x 4'-0" MARKER BOARD. PAINT AT PERIMETER OF BOARD WITH 1/2" MIN OVERLAP TO MATCH EXISTING COLOR AND FINISH. SEE SPEC SECTION 10 1100.
 - INSTALL NEW ROOM SIGNAGE PER THE ROOM SIGNAGE SCHEDULE ON SHEET A041. PAINT ALL DOOR FRAMES WHERE SIGNAGE IS REQUIRED.
 - INSTALL NEW DOOR HARDWARE WHERE INDICATED ON THE DOOR HARDWARE SCHEDULE, SHEET A041.
 - PATCH WALL TO RECEIVE A CLEAN FINISH. MATCH EXISTING ADJACENT SUBSTRATES INCLUDING BUT NOT LIMITED TO CMU, AIR BARRIER, INSULATION AND FINISHES. NEW MASONRY SHALL BE TOOTHED INTO EXISTING MASONRY TO MATCH COURSES, JOINT PATTERN, TEXTURES AND FINISHES.
 - PREP AND PAINT EXISTING CONCRETE SERVICE CORRIDOR FLOOR. SEE SPEC SECTIONS 09 0195 & 09 9030.
 - ALTERNATE #4 INSTALL NEW URINAL SCREENS IN THE BOYS RESTROOMS. SEE SPEC SECTION 10 2113.17.
 - ALTERNATE #5 PREP AND PAINT ALL EXISTING FERROUS METAL ON SITE INCLUDING BUT NOT LIMITED TO MASONRY LINTELS, MECHANICAL YARD FENCE & GATES, PIN, AND HOLLOW METAL DOORS. IN ADDITION TO THE ITEMS TAGGED ON THE PLAN, THIS NOTE APPLIES TO ALL EXTERIOR MASONRY LINTELS INCLUDING WINDOW LINTELS AND THREE MEZZANINE DOORS ON THE ROOF. SEE SPEC SECTIONS 09 0195 & 09 9030.

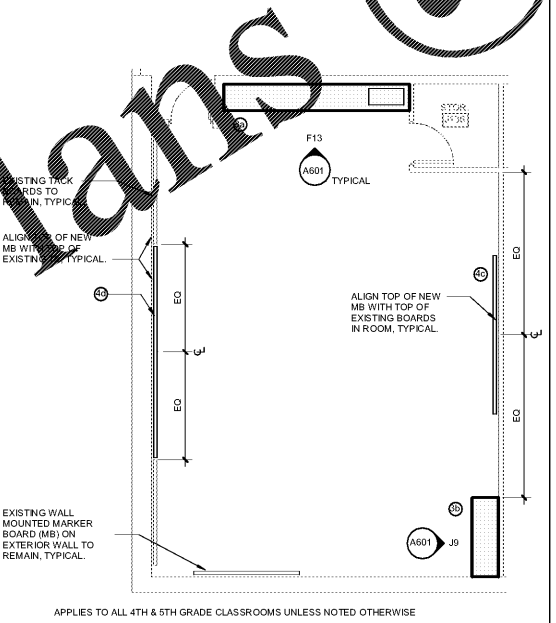
- GENERAL ROOFING NOTES**
- COORDINATE WITH ROOFING SCOPE ON SEPARATE SET OF DOCUMENTS.
- GENERAL PLAN NOTES**
- TOUCH-UP WALL PAINT AS REQUIRED TO MATCH EXISTING PAINT COLOR/SHEEN WHERE WALL BASE IS REMOVED, AT CEILING TRACK, CASEWORK REPLACEMENT, DISPLAY BOARD REPLACEMENT, AND WHERE REQUIRED FOR OTHER SCOPE. THIS NOTE APPLIES TO ALL AREAS WHERE NEW WORK OCCURS (TYPICAL).
 - CONTRACTOR SHALL COORDINATE WITH OTHER TRADES AND PROVIDE NECESSARY PATCHING AND PAINTING REQUIRED TO RESULT IN A SEAMLESS FINISH (TYPICAL).
- GYPSUM WALL BOARD NOTES**
- REFER TO SPECIFICATION SECTION 09 2900.
 - GYPSUM WALL BOARD SHALL HAVE A LEVEL 4 FINISH UNLESS NOTED OTHERWISE.
 - INTERIOR GYPSUM WALL BOARD TYPES SHALL BE UTILIZED AS FOLLOWS:
 - FIRE RATED GYPSUM BOARD WHERE REQUIRED; VERIFY IN FIELD.
 - MOLD-RESISTANT GYPSUM BOARD HIGH MOISTURE AREAS AND AT PLUMBING WALLS.
 - GYPSUM CEILING BOARD ALL GYPSUM BOARD CEILINGS UNLESS HIGH MOISTURE AREAS.
 - IMPACT-RESISTANT GYPSUM BOARD ALL OTHER AREAS UNLESS NOTED OTHERWISE.
- GENERAL DISPLAY BOARD NOTES**
- IN GENERAL, ALL NEW BOARDS SHALL BE PLACED IN THE SAME LOCATION AS THE EXISTING BOARDS THAT WERE REMOVED.
 - RELOCATE EXISTING WIRE MOULDING ADJACENT TO DISPLAY BOARDS AS REQUIRED TO MOUNT NEW BOARDS.
 - WALLS WHERE DISPLAY BOARDS ARE REMOVED SHALL BE PATCHED. TOUCH-UP WITH PAINT MATCHING COLOR AND SHEEN OF EXISTING WALL (TYPICAL).
 - PLACE NEW MARKER BOARDS IN ROOMS WHERE EXISTING BOARDS ARE REMOVED. THE HEIGHT AND WIDTH OF THE NEW MARKER BOARDS ARE APPROXIMATE AND SHALL MATCH EXISTING UNLESS NOTED OTHERWISE. FIELD VERIFY EXISTING BOARDS. MOUNTING HEIGHT SHALL BE COORDINATED WITH WORK BY OTHER TRADES SUCH AS NEW CASEWORK.
 - GC SHALL PROTECT EXISTING PROJECTORS AND ASSOCIATED EQUIPMENT PRIOR TO CONSTRUCTION. THE REMAINING MARKER BOARDS SHALL BE REMOVED BY THE CONTRACTOR AND SAFELY STORED ON SITE FOR FCS PICK UP. CARE SHALL BE TAKEN WHEN REMOVING THE SMALLER MARKER BOARD SO THAT THE BOARD IS NOT BENT OR WARPED. A PERFECTLY FLAT SURFACE IS NEEDED TO BE REUSED WITH A PROJECTOR.
 - PROPOSED SCOPE (OUTSIDE OF THE TYPICAL CLASSROOM SCOPE SHOWN IN DETAILS A1, A5 & A14) ONLY APPLIES TO ROOMS AS NOTED ON THE PROPOSED FLOOR PLAN.



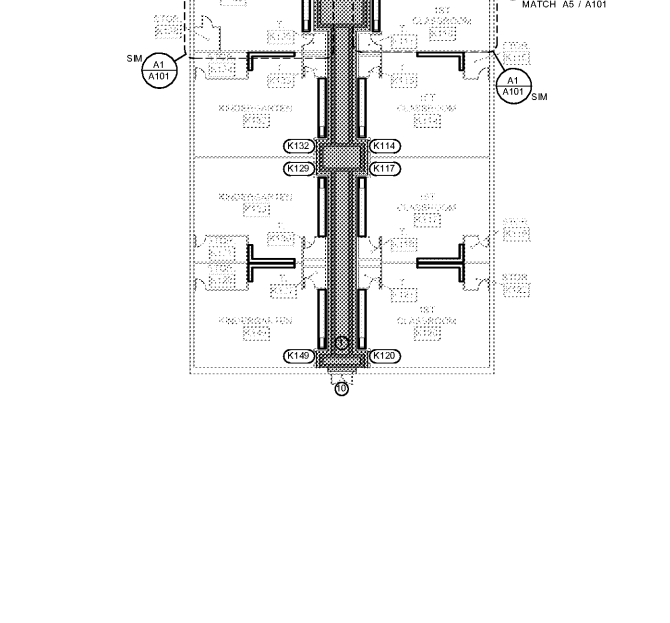
F1 TYPICAL FLOOR PATTERN
A101 1/4" = 1'-0" A2/ A101



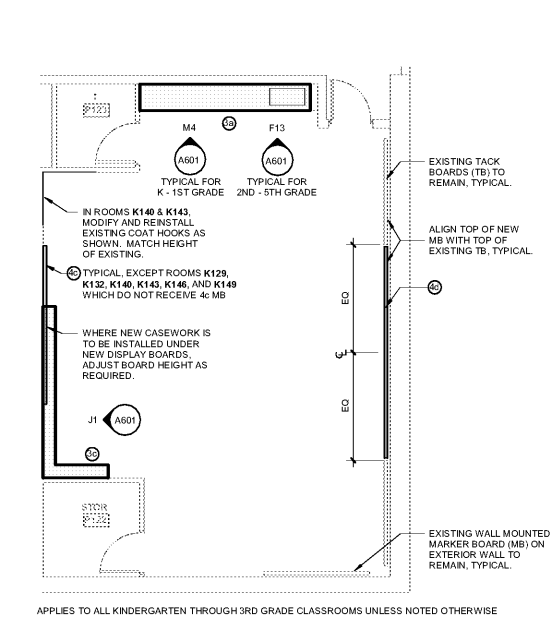
A1 CLASSROOM TYPE 2
A101 3/16" = 1'-0" A2/ A101



A5 4TH & 5TH GRADE CLASSROOM, TYPICAL
A101 3/16" = 1'-0" A2/ A101



A2 PROPOSED FLOOR PLAN
A101 1" = 20'-0"



A14 K - 3RD GRADE CLASSROOM, TYPICAL
A101 3/16" = 1'-0" A2/ A101

WALL ONLINE

FULTON COUNTY SCHOOL SYSTEM
RIVER EVES ELEMENTARY SCHOOL - RENOVATIONS
9000 EVES ROAD, ROSWELL, GA 30076

PROJECT NO: 19046.00
50% CD'S: 09/07/2018
PERMIT SET: 09/20/2018
95% CD'S: 11/08/2018

STATE OF GEORGIA
MELISSA ANNE
REGISTERED ARCHITECT
12-2-18

CONTRACT DOCUMENT
ISSUED FOR CONSTRUCTION

SHEET TITLE
PROPOSED FLOOR PLAN

SHEET NUMBER
A101