



ARCHITECT



THE WILSON GROUP

P O BOX 5510
CHARLOTTE, NC 28299
(704) 331-8747

CIVIL ENGINEER
TALBERT, BRIGHT & ELLINGTON

3525 WHITEHALL PARK DRIVE, SUITE 210
CHARLOTTE, NC 28273
(704) 426-6070 FIRM NO. C-1163

STRUCTURAL ENGINEER
STEWART
101 N. TRYON ST., SUITE 1400
CHARLOTTE, NC 28202
(704) 909-3523 FIRM NO. C-1051

MECHANICAL, ELECTRICAL, PLUMBING & FIRE PROTECTION ENGINEER
SABER ENGINEERING
2823 S. TRYON ST., SUITE 280
CHARLOTTE, NC 28203
(704) 373-0068 FIRM NO. C-2130

LANDSCAPE ARCHITECT
URBAN DESIGN PARTNERS
1318-EE CENTRAL AVENUE
CHARLOTTE, NC 28205
(704) 334-3303 FIRM NO. C-TBD

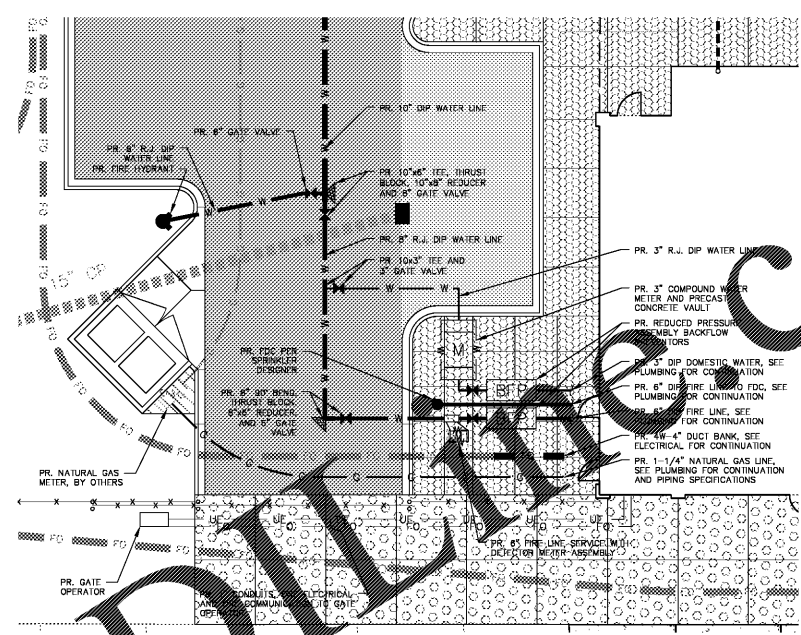
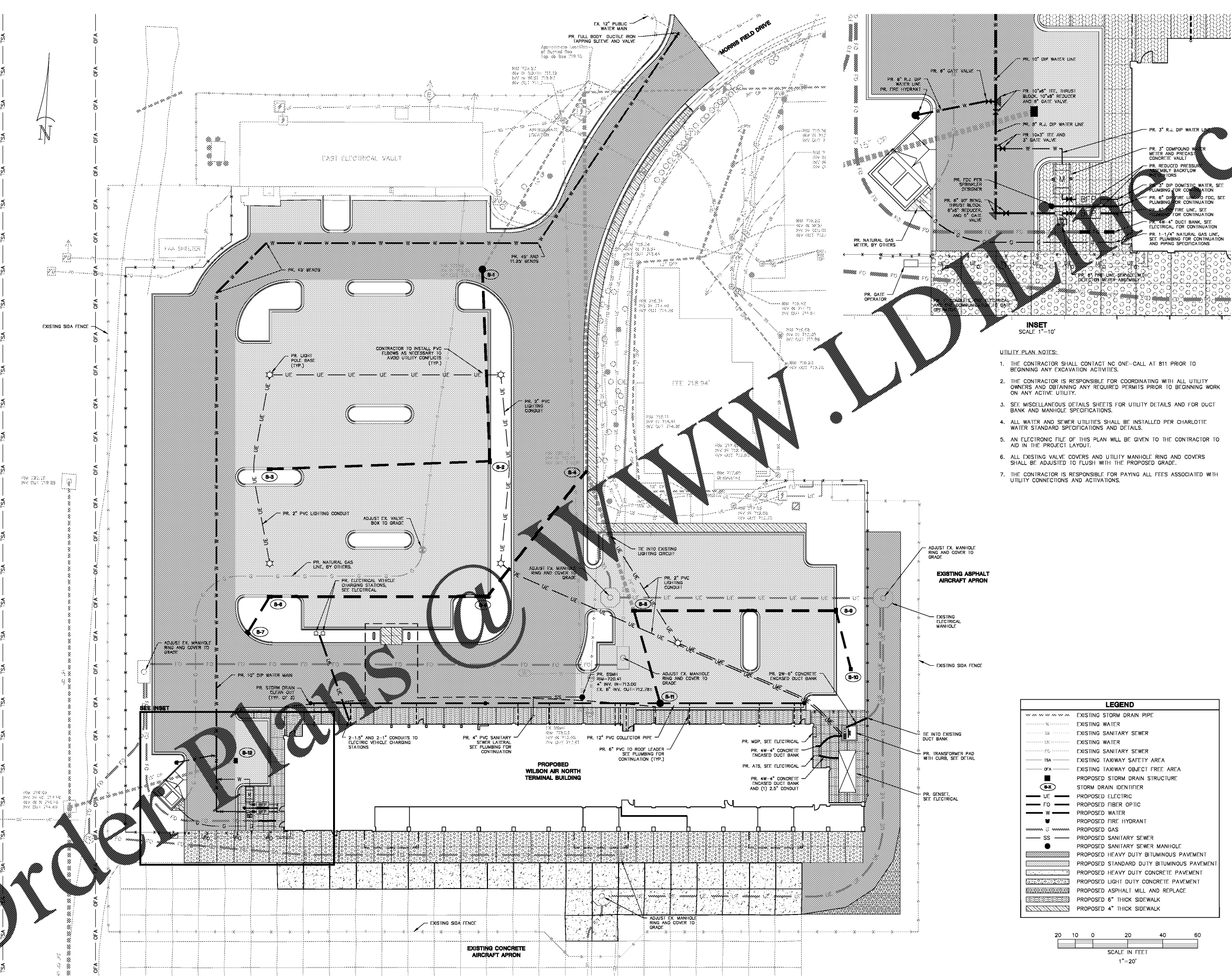
COMMUNICATIONS INFRASTRUCTURE
DB CONSULTING
246 LOVES FARM ROAD
BLACKSBURG, SC 29702
(704) 467-7228 FIRM NO. C-TBD

REVISIONS

DATE DECEMBER 7, 2018
PROJECT NUMBER 9197-000

SHEET TITLE
UTILITY LAYOUT PLAN


SHEET NUMBER
C-501



INSET
SCALE 1"=10'

- UTILITY PLAN NOTES:
1. THE CONTRACTOR SHALL CONTACT NC ONE-CALL AT 811 PRIOR TO BEGINNING ANY EXCAVATION ACTIVITIES.
 2. THE CONTRACTOR IS RESPONSIBLE FOR COORDINATING WITH ALL UTILITY OWNERS AND OBTAINING ANY REQUIRED PERMITS PRIOR TO BEGINNING WORK ON ANY ACTIVE UTILITY.
 3. SEE MISCELLANEOUS DETAILS SHEETS FOR UTILITY DETAILS AND FOR DUCT BANK AND MANHOLE SPECIFICATIONS.
 4. ALL WATER AND SEWER UTILITIES SHALL BE INSTALLED PER CHARLOTTE WATER STANDARD SPECIFICATIONS AND DETAILS.
 5. AN ELECTRONIC FILE OF THIS PLAN WILL BE GIVEN TO THE CONTRACTOR TO AID IN THE PROJECT LAYOUT.
 6. ALL EXISTING VALVE COVERS AND UTILITY MANHOLE RING AND COVERS SHALL BE ADJUSTED TO FLUSH WITH THE PROPOSED GRADE.
 7. THE CONTRACTOR IS RESPONSIBLE FOR PAYING ALL FEES ASSOCIATED WITH UTILITY CONNECTIONS AND ACTIVATIONS.

LEGEND	
	EXISTING STORM DRAIN PIPE
	EXISTING WATER
	EXISTING SANITARY SEWER
	EXISTING WATER
	EXISTING SANITARY SEWER
	EXISTING TAXIWAY SAFETY AREA
	EXISTING TAXIWAY OBJECT FREE AREA
	PROPOSED STORM DRAIN STRUCTURE
	STORM DRAIN IDENTIFIER
	PROPOSED ELECTRIC
	PROPOSED FIBER OPTIC
	PROPOSED WATER
	PROPOSED FIRE HYDRANT
	PROPOSED GAS
	PROPOSED SANITARY SEWER
	PROPOSED SANITARY SEWER MANHOLE
	PROPOSED HEAVY DUTY BITUMINOUS PAVEMENT
	PROPOSED STANDARD DUTY BITUMINOUS PAVEMENT
	PROPOSED HEAVY DUTY CONCRETE PAVEMENT
	PROPOSED LIGHT DUTY CONCRETE PAVEMENT
	PROPOSED ASPHALT MILL AND REPLACE
	PROPOSED 6" THICK SIDEWALK
	PROPOSED 4" THICK SIDEWALK



Order Plans @ www.lidline.com