




Jared Bussey
architect
1604 28th Ave South
Birmingham, AL 35209
205.533.3563

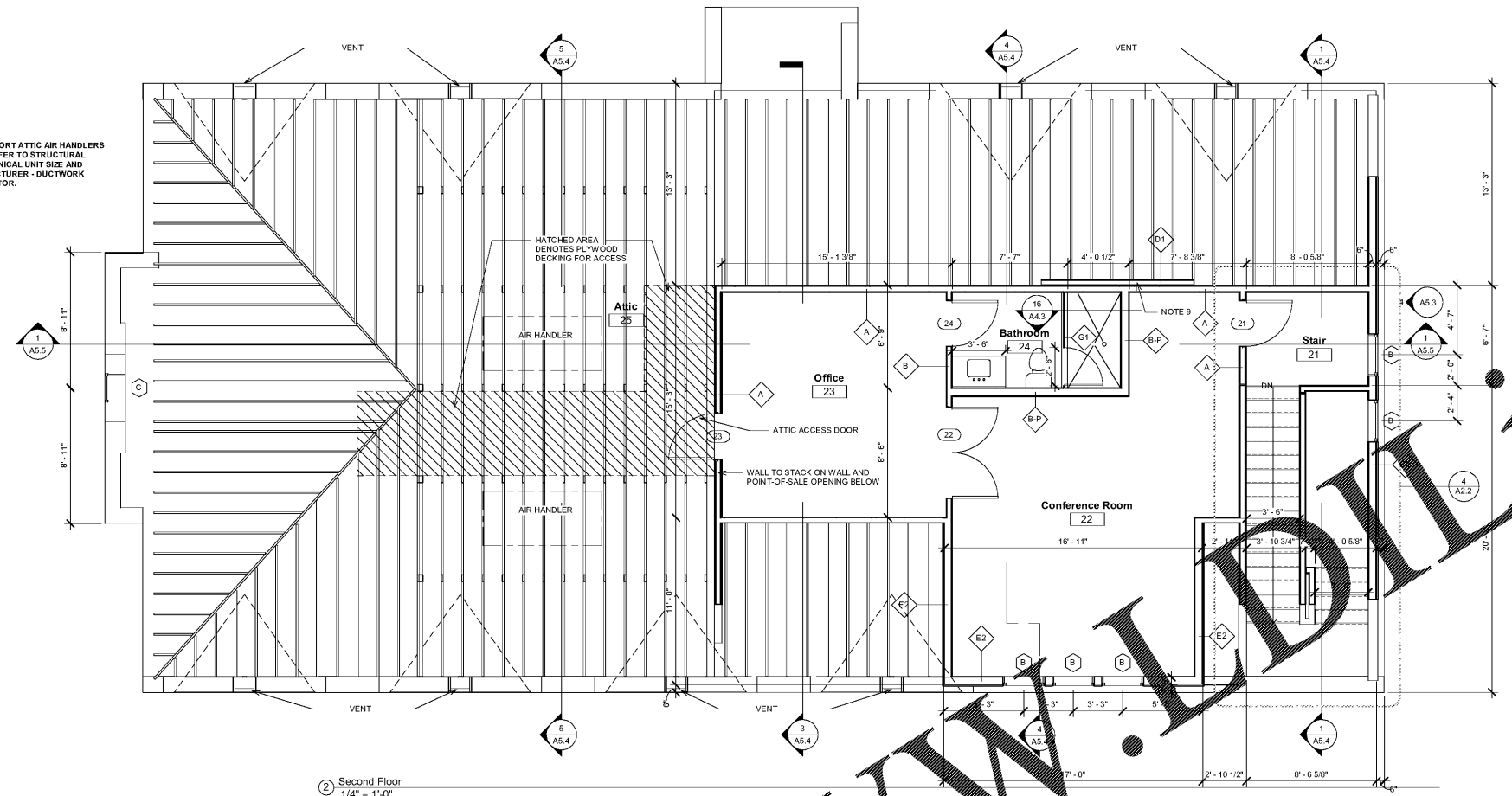


Chicken Salad Chick
Rome, Georgia
800 Martha Berry Blvd
Rome, GA 30165

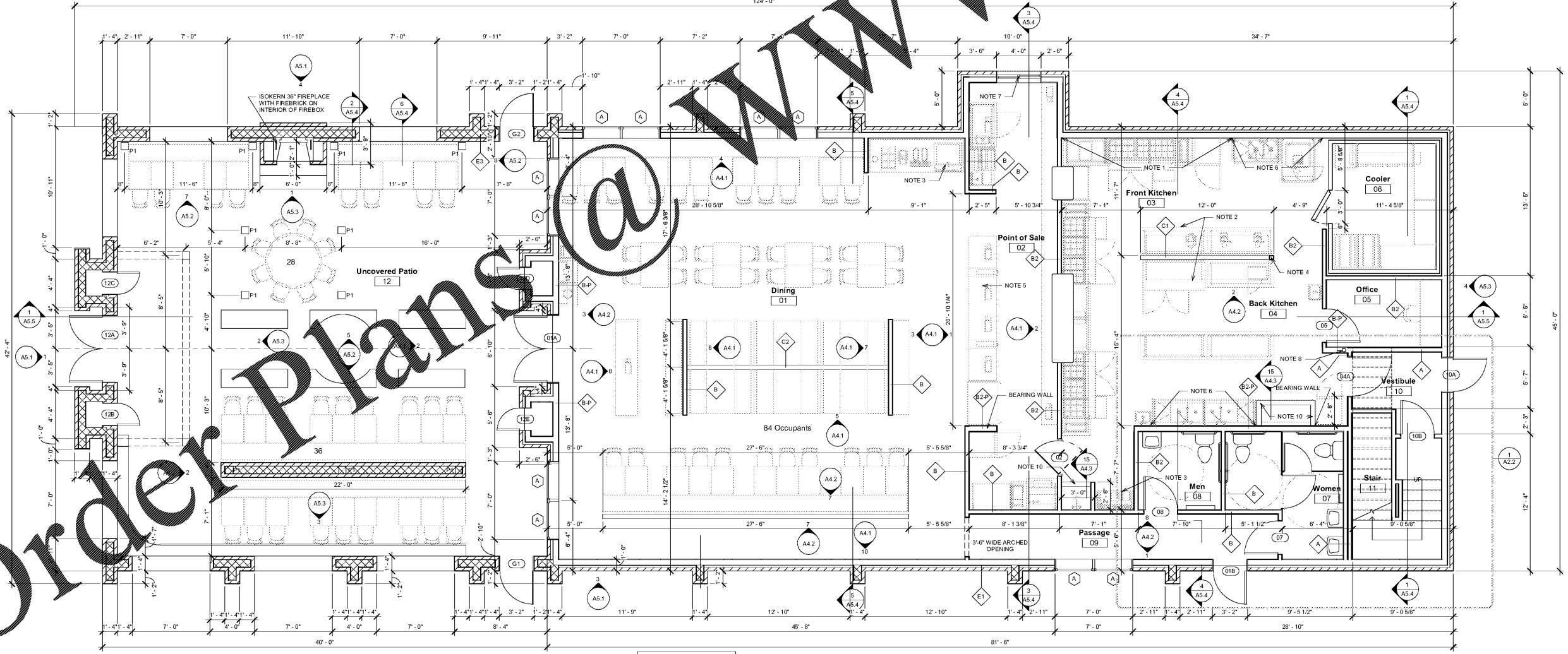
CONSTRUCTION LEGEND	
	EXTERIOR WALL - BRICK VENEER CAVITY WALL WITH 2X6 WOOD STUD BACKUP WITH EXTERIOR SHEATHING AND AIR BARRIER. R-19 BATT INSULATION IN BETWEEN STUDS. THICKNESS SHOWN FROM FACE OF BRICK TO INSIDE FACE OF STUD. BRICK TO HAVE LIME WASH APPLIED. CONTRACTOR TO BUILD SAMPLE MOCK-UPS FOR OWNER APPROVAL.
	EXTERIOR WALL - CEMENTITIOUS EXTERIOR PANEL (BASES OF DESIGN: HARDI-BRAND). STRUCTURE TO BE 2X6 WOOD STUD (16" O.C.) WITH EXTERIOR SHEATHING AND AIR BARRIER. R-19 BATT INSULATION IN BETWEEN STUDS. BRICK TO HAVE LIME WASH APPLIED TO BE PAINTED. TO BE PERMITTED BY OWNER.
	EXTERIOR WALL - OTHER SIDE OF 8" CONCRETE MASONRY UNIT WALL. REFER TO STRUCTURAL FOR REINFORCING
	NEW PARTITION. REFER TO PARTITION TYPES ON SHEET A1.1
	NEW PARTITION WITH SOUND ATTENUATING BATT INSULATION
	NEW DOOR - REFER TO SCHEDULE
	NEW WINDOW - REFER TO SCHEDULE

STRUCTURAL NOTE:
ROOF TRUSSES TO BE DESIGNED TO SUPPORT ATTIC AIR HANDLERS AND PROVIDE WALKWAY FOR ACCESS. REFER TO STRUCTURAL DRAWINGS FOR DESIGN CRITERIA. MECHANICAL UNIT SIZE AND WEIGHT TO BE CONFIRMED WITH MANUFACTURER - DUCTWORK ROUTING TO BE CONFIRMED BY CONTRACTOR.

- NOTE 1: FIRE RETARDANT TREATED PLYWOOD SHEATHING TO BE INSTALLED FROM 3'-0" A.F.F. TO CEILING AND TO BE FLUSH WITH ADJACENT MOISTURE RESISTANT GYP. BD. FRP TO COVER ENTIRE WALL.
- NOTE 2: CONTRACTOR TO PROVIDE UNISTRUT FRAME/TRAPEZE ANCHORED TO STRUCTURE ABOVE TO SUPPORT ALL-THREAD RODS FOR SHELF SUPPORT. COORDINATE UNISTRUT FRAME/TRAPEZE WITH DUCTWORK, EXISTING STRUCTURE, AND LAYOUT OF SHELVES.
- NOTE 3: CONTRACTOR TO COORDINATE ROUTE FOR SODA LINES WITH VENDOR FROM BAG-IN-BOX TO DISPENSER. SEE EQUIPMENT PLAN.
- NOTE 4: METAL STUD POST WITH GYP. BD. AND FIBERGLASS REINFORCED PANEL, FLOOR TO CEILING. POST TO BRACE LOW WALL AND SERVE AS A RACEWAY FOR POWER. PROVIDE HEAVY-GAUGE CLIP ANCHOR (SIMPSON ROOF KNEE WALL CONNECTORS) AT EVERY OTHER STUD - ANCHOR TO CONCRETE SLAB PER MANUF. RECOMMENDATIONS. SPECIAL NOTE: IF POST SIZE IS INSUFFICIENT FOR ELECTRICAL CIRCUITS, CONTRACTOR TO INSTALL BELOW-SLAB CONDUIT TO KNEEWALL - TO BE COORDINATED WITH ELECTRICAL.
- NOTE 5: INSTALL UNDERSLAB CONDUIT FOR POWER AND LOW VOLTAGE WIRING. COORDINATE WITH H.S. AND ELECTRICAL DRAWINGS.
- NOTE 6: FIRE RETARDANT TREATED PLYWOOD SHEATHING TO BE INSTALLED FROM 4'-0" A.F.F. TO CEILING AND TO BE FLUSH WITH ADJACENT MOISTURE RESISTANT GYP. BD. FRP TO COVER ENTIRE WALL.
- NOTE 7: DRIVE-THRU WINDOW TO BE INSTALLED PER MANUFACTURER'S SPECIFICATIONS. READY ACCESS 600 SINGLE PANEL SLIDER. 47-1/2" X 43-1/2" X 4-1/2". SOLARBAN TIXL INSULATED LOW E GLAZING. DARK BRONZE FINISH ON METAL. MANUAL OPEN/SHUT CLOSE.
- NOTE 8: 4" SANITARY LINE TO BE CENTERED IN 2X6 STUD WALL.
- NOTE 9: WALL FURRING ON RATED PARTITION TO MOUNT WATER HEATERS
- NOTE 10: QUARRY TILE CURB - REFER TO DETAIL.



2 Second Floor
1/4" = 1'-0"



1 Floor Plan
1/4" = 1'-0"

P1 DENOTES 6X8 CEDAR POST

Order Plans @

No.	Name	Date

Client:
KOC, LLC
Project Location:
800 Martha Berry Blvd
Rome, GA 30165

DATE: December 14, 2018
DRAWING TITLE: Floor Plan
PROJECT NUMBER: 43-18
FILE NUMBER: 43-18 CSC Rome.rvt
SHEET: 1 of 1
DRAWING NUMBER: A2.1