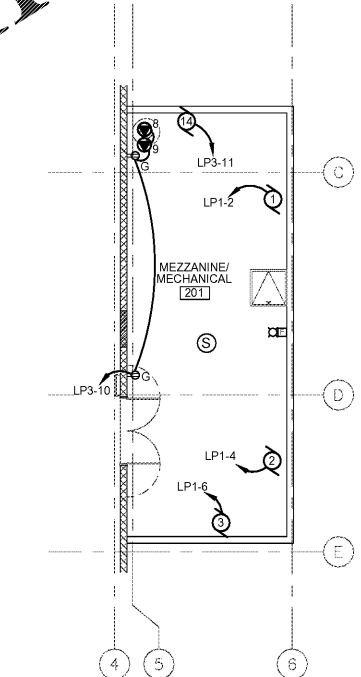
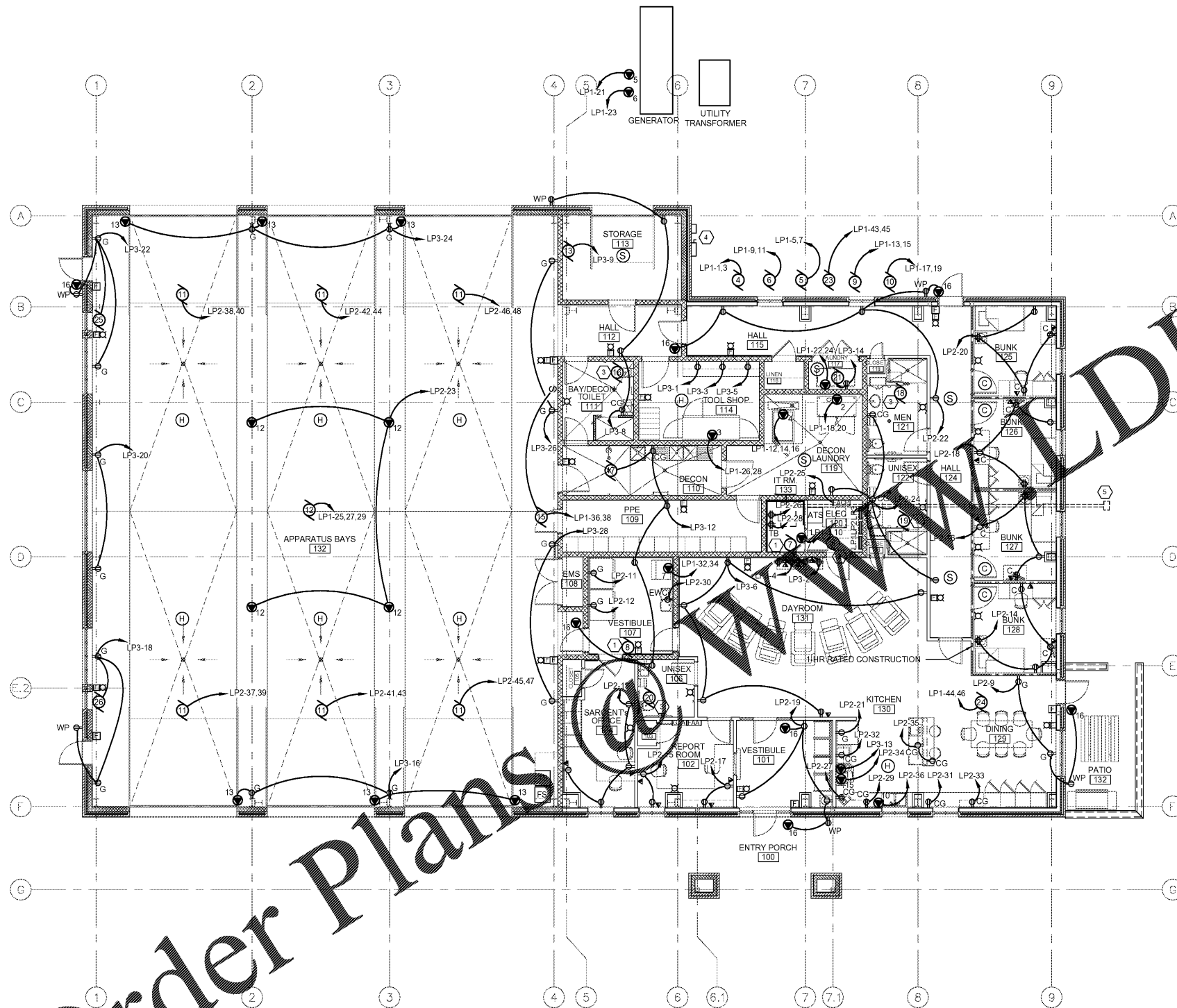


POWER PLAN CONSTRUCTION NOTES:

1. COORDINATE RECEPTACLE AND DATA LOCATIONS AND MOUNTING HEIGHTS WITH MILLWORK AND OWNER.
2. PROVIDE ARC FAULT INTERRUPTING TYPE CIRCUIT PROTECTION FOR ALL RECEPTACLE CIRCUITS IN SLEEPING AREAS.

POWER PLAN KEYED NOTES:

- 1 POWERED FROM OUTDOOR UNIT.
- 2 MARK 2017 NEC WORKING CLEARANCE ON FLOOR.
- 3 INTERLOCK FANS WITH LIGHTS
- 4 METER AND DISCONNECT. COORDINATE SERVICE AND METERING INSTALLATION REQUIREMENTS WITH UTILITY COMPANY AND OWNER PRIOR TO BID AND INSTALLATION.
- 5 PROVIDE (2) 3" CONDUITS FROM DATA ROOM TO HAND HOLE LOCATED 5'-0" FROM BUILDING. COORDINATE LOCATION WITH OWNER.



1 POWER PLAN
E-201 SCALE: 1/8" = 1'-0"

2 MEZZANINE POWER PLAN
E-201 SCALE: 1/8" = 1'-0"

Order Plans @ WWW.DILine.com



Since 1980
Architects • Engineers • Landscape Architects
JOHNSON, LASCHOBER & ASSOCIATES, P.C.
AUGUSTA, GA • MT. PLEASANT, SC
TEL (706) 724-5756 • TEL (843) 619-4656
FAX (706) 724-3955
WWW.THEJLAGROUP.COM

CLIENT: CITY OF NORTH AUGUSTA, SC
100 GEORGIA AVENUE, NORTH AUGUSTA, SC 29841
PROJECT NAME: **NORTH AUGUSTA FIRE STATION 1 RELOCATION**
PROJECT LOCATION: 311 W. MARTINTOWN ROAD, NORTH AUGUSTA, SC 29841



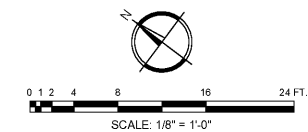
REV	DATE	BY	DESCRIPTION
0	10/08/20	HJW	ISSUED FOR PERMIT

PROJECT NO. 3057.2003
DRAWN BY: JAP
CHECKED BY: HJW
DATE: 10/08/2020

SHEET TITLE: **POWER PLANS**

SCALE: AS NOTED
DRAWING NO. **E-201**
REV: 0

Stewart-Cooper-Newell Architects
704.865.6311
www.scn-architects.com



This document is the property of Johnson, Laschober & Associates, P.C. The unauthorized reproduction, copying or otherwise use of this document is strictly prohibited and any infringement thereupon may be subject to legal action.