



Apex Technology, Inc. is the authorized engineering and design firm for the preparation of this report. The engineer is a duly licensed professional engineer in the State of California, No. 10000, and is not providing any other services to the client.

REPORT NO.: 19039-101
SUBJECT: Structural Components
CATEGORY: Metal Connections
DESIGNER: [Name]

1. SCOPE OF EVALUATION
Lead Evaluation on a Structural Component using the requirements of the 2014 Florida Building Code, Building.

2. PRODUCT NAMES
List of materials and products used in the evaluation, including various types of masonry and metal fasteners.

3. SCOPE OF EVALUATION
Lead Evaluation on a Structural Component using the requirements of the 2014 Florida Building Code, Building.

4. IDENTIFICATION
List of connections covered by this report, including details and dimensions for various fastener applications.

Table with 4 columns: Product, Part Name, Part Number, and Part Description. Lists various fasteners and their specifications.

5. IDENTIFICATION
List of connections covered by this report, including details and dimensions for various fastener applications.

Table 4: Masonry Straps Allowable Loads, Fasteners and Dimensions. Columns include Model No., Dimensions, and Allowable Load.

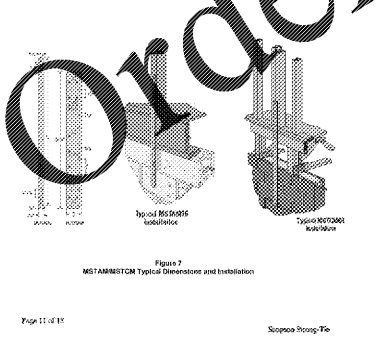


Figure 1: Typical Detail Application

6. IDENTIFICATION
List of connections covered by this report, including details and dimensions for various fastener applications.

7. IDENTIFICATION
List of connections covered by this report, including details and dimensions for various fastener applications.

8. IDENTIFICATION
List of connections covered by this report, including details and dimensions for various fastener applications.

Table 5: Allowable Loads and Fasteners for Double Embedded Truss Anchors. Columns include Model No., Dimensions, and Allowable Load.

9. IDENTIFICATION
List of connections covered by this report, including details and dimensions for various fastener applications.

Table 6: Allowable Loads for Other Connections. Columns include Model No., Dimensions, and Allowable Load.

10. IDENTIFICATION
List of connections covered by this report, including details and dimensions for various fastener applications.

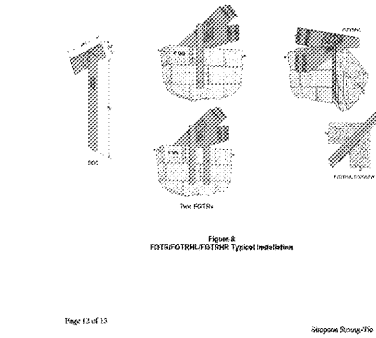
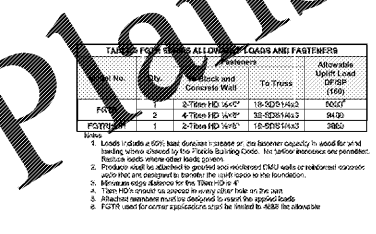


Figure 3: Typical Detail Application

11. IDENTIFICATION
List of connections covered by this report, including details and dimensions for various fastener applications.

12. IDENTIFICATION
List of connections covered by this report, including details and dimensions for various fastener applications.

13. IDENTIFICATION
List of connections covered by this report, including details and dimensions for various fastener applications.

14. IDENTIFICATION
List of connections covered by this report, including details and dimensions for various fastener applications.

15. IDENTIFICATION
List of connections covered by this report, including details and dimensions for various fastener applications.




Figure 4: Typical Detail Application

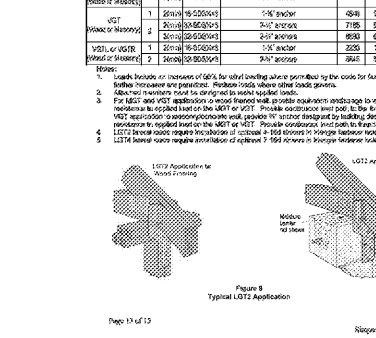
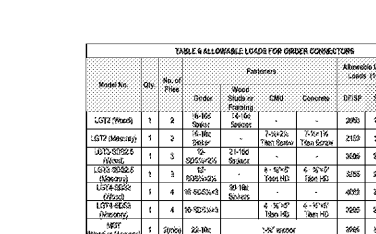


Figure 6: Typical Detail Application

16. IDENTIFICATION
List of connections covered by this report, including details and dimensions for various fastener applications.

17. IDENTIFICATION
List of connections covered by this report, including details and dimensions for various fastener applications.

18. IDENTIFICATION
List of connections covered by this report, including details and dimensions for various fastener applications.

19. IDENTIFICATION
List of connections covered by this report, including details and dimensions for various fastener applications.

20. IDENTIFICATION
List of connections covered by this report, including details and dimensions for various fastener applications.

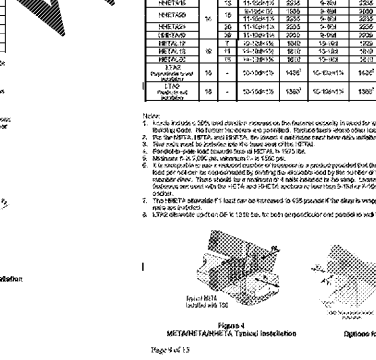


Figure 7: Typical Detail Application

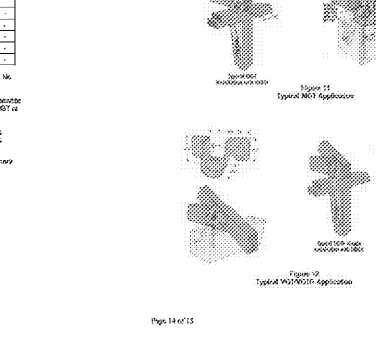



Figure 9: Typical Detail Application

21. IDENTIFICATION
List of connections covered by this report, including details and dimensions for various fastener applications.

22. IDENTIFICATION
List of connections covered by this report, including details and dimensions for various fastener applications.

23. IDENTIFICATION
List of connections covered by this report, including details and dimensions for various fastener applications.

24. IDENTIFICATION
List of connections covered by this report, including details and dimensions for various fastener applications.

25. IDENTIFICATION
List of connections covered by this report, including details and dimensions for various fastener applications.

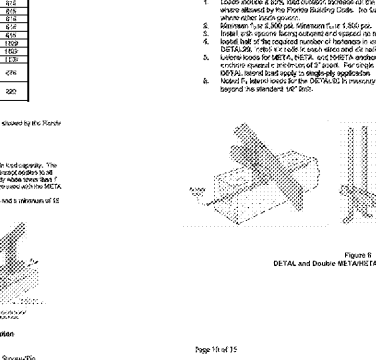


Figure 10: Typical Detail Application




Figure 12: Typical Detail Application

26. IDENTIFICATION
List of connections covered by this report, including details and dimensions for various fastener applications.

27. IDENTIFICATION
List of connections covered by this report, including details and dimensions for various fastener applications.

28. IDENTIFICATION
List of connections covered by this report, including details and dimensions for various fastener applications.

29. IDENTIFICATION
List of connections covered by this report, including details and dimensions for various fastener applications.

30. IDENTIFICATION
List of connections covered by this report, including details and dimensions for various fastener applications.

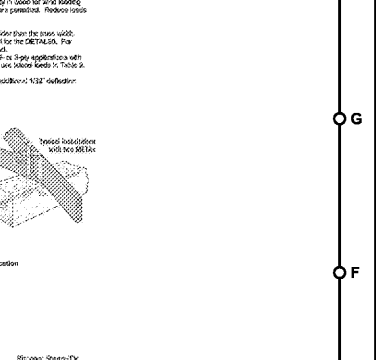


Figure 13: Typical Detail Application





Figure 15: Typical Detail Application

Vertical sidebar containing contact information for FleischmanGarbin, Inc. and Pasco County Fire & Rescue Station No. 17, New Port Richey, Florida.